

New Student Online Orientation Log-in Instructions

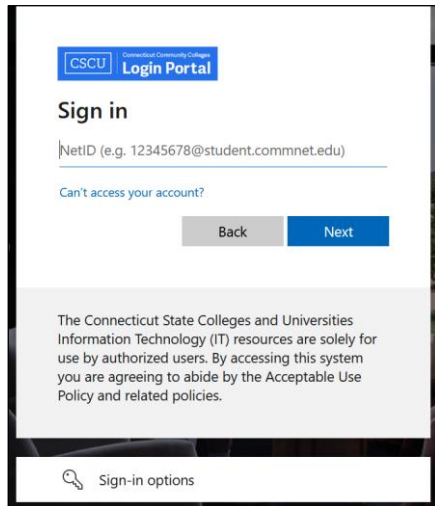
For additional assistance contact: CTState-StudentOnboarding@ct.edu

How to Begin:

- You can sign in to complete the New Student Online Orientation 24-hours after being admitted to the college.
- You will need to log into [myCTState](#) prior to accessing the orientation portal: [myCTState instructions](#).
- Have your [myCTState](#) login information ready.
- Complete all lessons and once complete check your college email for your Certificate of Completion or download it from your Online Orientation dashboard.

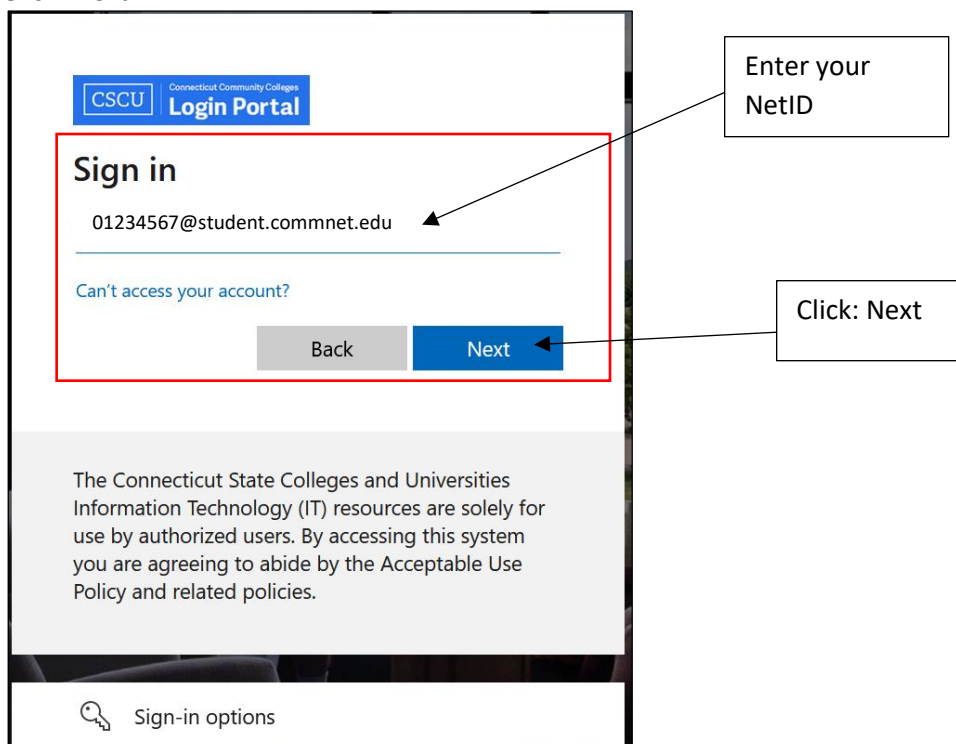
Step by Step Log-in Instructions:

1. Go to the [New Student Online Orientation](#)
- webpage: www.go2orientation.com/ct
2. You will be redirected to the **CSCU Connecticut Community Colleges Login Portal** webpage.



The screenshot shows the CSCU Login Portal sign-in page. At the top, there is a header with the CSCU logo and 'Connecticut Community Colleges Login Portal'. Below this is a 'Sign in' section with a text input field for a NetID (example: 12345678@student.commmnet.edu). There is a link for 'Can't access your account?' and two buttons: 'Back' and 'Next'. At the bottom, there is a disclaimer about IT resources and a 'Sign-in options' link with a key icon.

3. Enter your NetID
 - Example: 01234567@student.commmnet.edu
4. Click: Next



This block contains an annotated version of the CSCU Login Portal sign-in page. A red rectangle highlights the 'Sign in' section, which includes the NetID input field and the 'Next' button. Two callout boxes with arrows point to these elements: one labeled 'Enter your NetID' points to the input field, and another labeled 'Click: Next' points to the 'Next' button. The rest of the page, including the header, disclaimer, and 'Sign-in options' link, remains visible.

New Student Online Orientation Log-in Instructions

For additional assistance contact: CTState-StudentOnboarding@ct.edu

5. Enter your Password

6. Click: Sign in

CSCU Connecticut Community Colleges Login Portal

← 01234567@student.commnet.edu

Enter password

Password

[Forgot my password](#)

Sign in

The Connecticut State Colleges and Universities Information Technology (IT) resources are solely for use by authorized users. By accessing this system you are agreeing to abide by the Acceptable Use Policy and related policies.

Enter your Password & Click: Sign in

7. You will be asked if you want to remain signed in.

- Select: Yes or No. *If using a public computer or laptop we recommend selecting No.*

CSCU Connecticut Community Colleges Login Portal

00854790@gwcc.commnet.edu

Stay signed in?

Do this to reduce the number of times you are asked to sign in.

☐ Don't show this again

No Yes

The Connecticut State Colleges and Universities Information Technology (IT) resources are solely for use by authorized users. By accessing this system you are agreeing to abide by the Acceptable Use Policy and related policies.

New Student Online Orientation Log-in Instructions

For additional assistance contact: CTState-StudentOnboarding@ct.edu

8. First-time users will be directed to answer Onboarding Questions as shown below. *If you are not a first-time user proceed to step 9.*

The screenshot shows the CT State Community College logo at the top left. Below it, the text reads: "Please provide the following information before you continue." There are three numbered questions:

- * 1. Primary CT State Community College campus location:
Below this is a dropdown menu with the text "Select a Response".
- * 2. I am a...
Below this is the text "Select which best describes you:" followed by four bullet points:
 - New, 1st time at any college should be selected if you have not attempted any college credits after high school completion.
 - Transfer, with or without credit, should be selected if you have attempted any college credits after high school completion.
 - Readmit should be selected if you had attended this Academic College prior to 2 years ago.
 - Faculty or Staff member, should be selected if you are an employee within CT State Community CollegeBelow the bullet points is a dropdown menu with the text "Select a Response".
- * 3. Phone number:
Below this is the text "Please use the following format: xxx-xxx-xxxx" and a text input field with the placeholder text "Fill in your answer."

- a. Select your Primary CT State Community College and proceed to question 2.

The screenshot shows the CT State Community College logo at the top left. Below it, the text reads: "Please provide the following information before you continue." There is one numbered question:

- * 1. Primary CT State Community College campus location:
Below this is a dropdown menu with the text "Select a Response". A red box highlights the dropdown menu, and a blue arrow points to it with the text "Select your CT State Community College".

- b. Select which best describes you and proceed to question 3.

The screenshot shows the CT State Community College logo at the top left. Below it, the text reads: "Please provide the following information before you continue." There is one numbered question:

- * 2. I am a...
Below this is the text "Select which best describes you:" followed by four bullet points:
 - New, 1st time at any college should be selected if you have not attempted any college credits after high school completion.
 - Transfer, with or without credit, should be selected if you have attempted any college credits after high school completion.
 - Readmit should be selected if you had attended this Academic College prior to 2 years ago.
 - Faculty or Staff member, should be selected if you are an employee within CT State Community CollegeBelow the bullet points is a dropdown menu with the text "Select a Response". A red circle highlights the dropdown menu, and a blue arrow points to it with the text "Select which best describes you".

New Student Online Orientation Log-in Instructions

For additional assistance contact: CTState-StudentOnboarding@ct.edu

Click: Save & Continue

c. Enter your Phone Number and click: Save & Continue.

* 3. Phone number:
Please use the following format: xxx-xxx-xxxx

Fill in your answer.

Enter your Phone Number

Save & Continue

9. You will be automatically directed to the New Student Online Orientation dashboard as shown below.

CT STATE COMMUNITY COLLEGE

Ask a question College Lingo Academic Calendar

Jeanette Rivera Epps JR

Welcome to New Student Orientation – Get Started Here!

Complete your CT State Community College – New Student Online Orientation! New Student Online Orientation will provide you with information related to academic and campus resources as well as student support services and more.

Student Success Workshops

View 25 workshops covering topics such as learning strategies, study tips, exploring careers and choosing a major, how to be a successful college student, time management, stress management, and more!

10. To get started click on: Welcome to New Student Orientation

Welcome to New Student Orientation – Get Started Here!

Complete your CT State Community College – New Student Online Orientation! New Student Online Orientation will provide you with information related to academic and campus resources as well as student support services and more.

11. Now, you have access to New Student Online Orientation!

CT State New Student Orientation

CT STATE COMMUNITY COLLEGE

LESSONS

- 01. PRESIDENT'S MESSAGE
President's Welcome
- 02. WELCOME & ABOUT US

PRESIDENT'S MESSAGE / President's Welcome

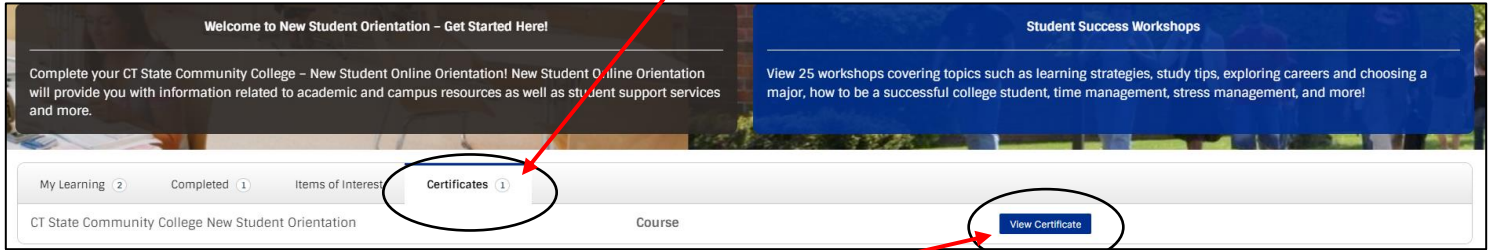
Next

New Student Online Orientation Log-in Instructions

For additional assistance contact: CTState-StudentOnboarding@ct.edu

12. To Download or Print your Certificate of Completion:

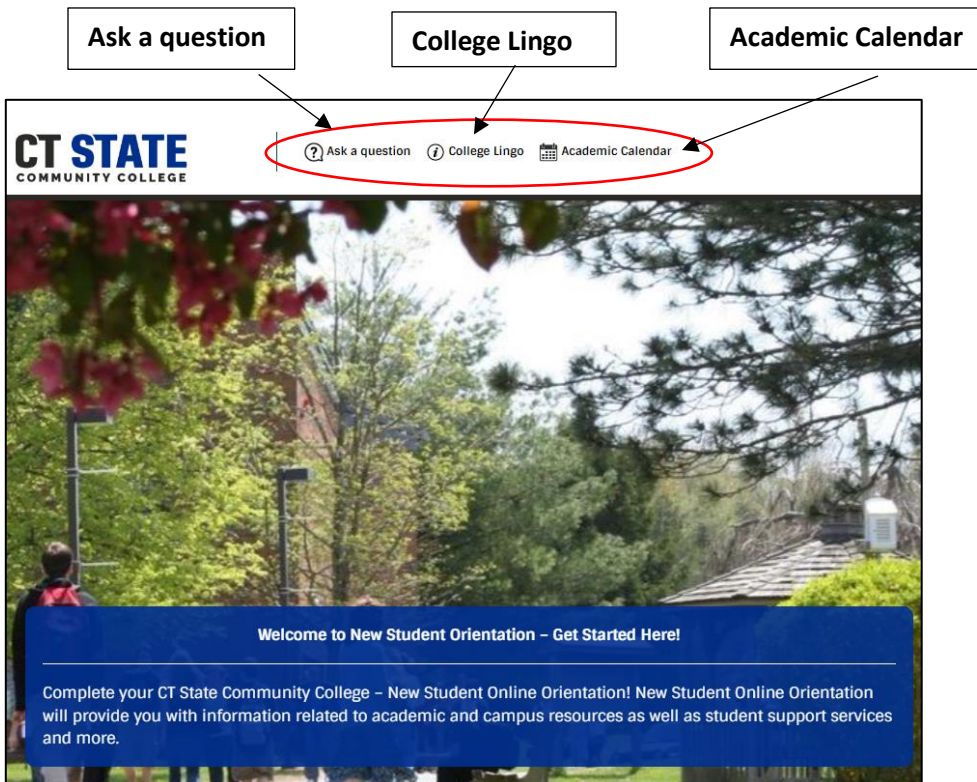
- Go to the dashboard and click on the certificate tab



- Click: View Certificate

New Student Online Orientation Features:

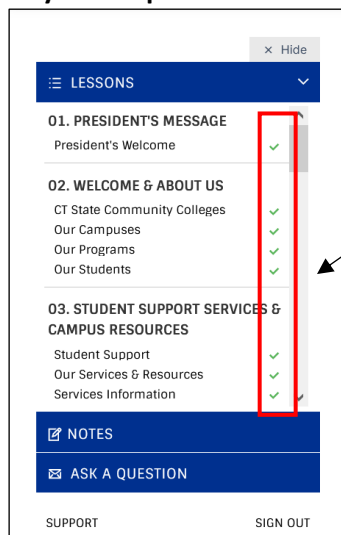
- There are three icons within the New Student Online Orientation Dashboard:
 - Ask a question:** you can send an email to the [Office of Student Orientation & Onboarding](#)
 - College Lingo:** access to common college terminology
 - Academic Calendar:** Yearly calendar for all 12 CT State Community Colleges



New Student Online Orientation Log-in Instructions

For additional assistance contact: CTState-StudentOnboarding@ct.edu

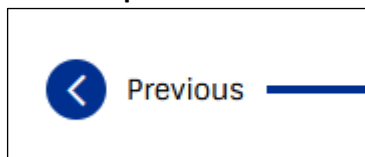
- As you complete each orientation lesson green check marks will appear:




- To proceed to the next section or lesson click on the Next button:



- To view a previous section or lesson you viewed click on the Previous button:



- To go back to the New Student Orientation dashboard click on the Home Icon:



- To bookmark an orientation lesson or section click on the Bookmark Icon:

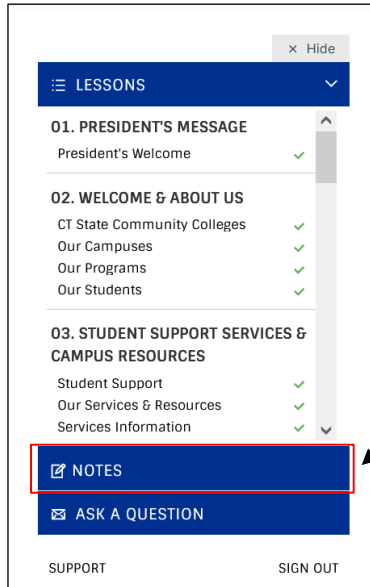


New Student Online Orientation Log-in Instructions

For additional assistance contact: CTState-StudentOnboarding@ct.edu

New Student Online Orientation Features (*continued*)

- To take virtual notes on an orientation lesson or section click on the **Notes:**



- To ask a question or if you need additional technical support click on **ASK A QUESTION OR SUPPORT** found throughout the online orientation and on the dashboard.

